



FOUNDATIONS OF BIOLOGICAL SCIENCE

BIOLOGY 151

Peer-Reviewed (Refereed, Reviewed) Journals (Biology Emphasis)

To Find if a Journal is Peer-Reviewed

- Go to the Miller Library web site (<http://www.cornerstone.edu/library>)
- Select **Databases**
- Select **Ulrich's Periodical Directory**
- Select **Title (Exact)** and enter the journal title
- In the **Features** column, check **Refereed**
- From the results screen, look for the **Refereed** symbol (TR)

To Find Miller Library Journal Holdings




- Go to the Miller Library web site (<http://www.cornerstone.edu/library>)
- Select **Library Catalog**
- Select **Journal Title** search
- Enter the journal title
- Look for the **Libr. has** information

To Find Other Miller Library Journal Holdings

- Go to the Miller Library web site (<http://www.cornerstone.edu/library>)
- Select **Journals List**
- Enter the **Journal Title** and select the circle for **Exact Title**
- Click on **Find Title** to access the journal
- Option: Used the **Advanced Search** feature

To Find Peer-Reviewed Journals Using FirstSearch

- Go to the Miller Library web site (<http://www.cornerstone.edu/library>)
- Select **FirstSearch**
- Using the pull-down menu by **Jump to Advanced Search**, select **Wilson Select Plus**.

- Enter your search using keyword, full text, and/or subject indexes
- Set the **Limit to** boxes to:
 - **Language Phrase – English**
 - **Record Type Phrase – Article**
 - **Reviewed Journal Phrase – Peer Reviewed**
- Limit to **Full Text**
- Set the **Rank by** box to **Relevance**
- Select **Search**
- Select an item to view by clicking on a highlighted title
- Selected multiple items to view by **Marking** the records
- If an item is in Miller Library,  appears; if in area libraries,  appears
- If an item is available full text,  appears
- To view library holdings, select **Libraries Worldwide**
- Select the **Searching** tab
- Repeat the search by using **GenSciAbs** by selecting the **Searching** tab
 - When back at the **Search Screen**, select **GenSciAbs** from the **Search in database** box
 - To search for **Peer-Reviewed** articles in GenSciAbs, one must select one of the search boxes and enter **peer-reviewed journal** and select **Reviewed Journal Phrase** from the pull-down menu
- One may mark articles in both of these databases and then view all of the marked articles by selecting **Marked Records** under the **Results** tab
- One may select to print, e-mail, or export to Ref Works any citations or articles. If an item is unavailable through Miller Library, one may request the article through InterLibrary Loan

To Find Peer-Reviewed Journals in Thomson Gale Databases

- Go to the Miller Library web site (<http://www.cornerstone.edu/library>)
- Select **Thomson Gale**
- Select **General Reference Center Gold, Health Reference Center Academic, and Expanded Academic ASAP**
- Select **More Search Options**
 - Enter your search term(s)
 - Under **Limit the results**, check the **to peer-reviewed publications** box
 - Drill down until you get the subject/articles you want
- Select **Health and Wellness Resource Center and Alternative Health Module**
 - Enter your search term(s)
 - Check the **to refereed publications** box after **Limit the current search**