



Peer-Reviewed (Refereed, Reviewed) Journals

(Biology Emphasis)

To Find if a Journal is Peer-Reviewed

- Go to the Miller Library web site (<http://www.cornerstone.edu/library>)
- Select **All Databases A-Z**
- Select **Ulrich's Periodical Directory**
- Select **Title (Exact)** and enter the journal title
- In the **Features** column, check **Refereed**
- From the results screen, look for the **Refereed** symbol (TR)

To Find Miller Library Journal Holdings

- Go to the Miller Library web site (<http://www.cornerstone.edu/library>)
- Select **Search the Library Catalog**
- Select **Journal Title**
- Enter the journal title
- Look for the **Libr. has** information




To Find Other Miller Library Journal Holdings

- Go to the Miller Library web site (<http://www.cornerstone.edu/library>)
- Select **Journals @ Miller Library**
- Enter the **Journal Title** and select the circle for **Exact Title**
- Select **Find Title** to access the journal
- Option: Used the **Advanced Search** feature

To Find Peer-Reviewed Journals in Thomson Gale Databases

- Go to the Miller Library web site (<http://www.cornerstone.edu/library>)
- Select **Favorite Databases > Thomson Gale**
- Check the **<Select All>** and **Submit**
- Enter your search term(s)
 - o Under **Limit the results**, check the **to peer-reviewed publications** box
 - o Drill down until you get the subject/articles you want
- Select **Health and Wellness Resource Center** and **Alternative Health Module**
 - o Enter your search term(s)
 - o Check the **to refereed publications** box after **Limit the current search**

To Find Peer-Reviewed Journals Using FirstSearch

- Go to the Miller Library web site (<http://www.cornerstone.edu/library>)
- Select **Favorite Databases > FirstSearch**
- Using the pull-down menu by **Jump to Advanced Search**, select **Wilson Select Plus**.
 - o Enter your search using keyword and/or subject indexes
 - o Set the **Limit to** boxes to:
 - **Language Phrase – English**
 - **Record Type Phrase – Article**
 - **Reviewed Journal Phrase – Peer Reviewed**
 - o Set the **Rank by** box to **Relevance**
 - o Select **Search**
 - o Select an item to view by clicking on a highlighted title
 - o Selected multiple items to view by **Marking** the records
 - o If an item is in Miller Library,  appears; if in area libraries,  appears
 - o If an item is available full text,  appears
 - o To view library holdings, select **Libraries Worldwide**
 - o Select the **Searching** tab
- Repeat the search by using **GenSciAbs** by selecting the **Searching** tab
 - o When back at the **Search Screen**, select **GenSciAbs** from the **Search in database** box
 - o To search for **Peer-Reviewed** articles in GenSciAbs, one must select one of the search boxes and enter **peer-reviewed journal** and select **Reviewed Journal Phrase** from the pull-down menu
- One may mark articles in both of these databases and then view all of the marked articles by selecting **Marked Records** under the **Results** tab
- One may select to print, e-mail, or export to Ref Works any citations or articles. If an item is unavailable through Miller Library, one may request the article through InterLibrary Loan



Global Climate Change Supplement

Other Scholarly Journals

- Go to the Miller Library web site (<http://www.cornerstone.edu/library>)
- Select **Favorite Databases > ABI/Inform**
 - o Select Choose to do a **Basic Search** or an **Advanced Search**
 - Enter your search terms
 - Check the box that indicates **Scholarly journals, including peer reviewed**
 - o Select the **Topic Guide** tab
 - Select **browse the subject directory**
 - Select your topic and then click through until you reach the articles
 - When the list of articles is displayed, select the **Scholarly Journals** tab
- From the Miller Library web site (<http://www.cornerstone.edu/library>) select **Databases A-Z**
 - o Blackwell Fulltext Journals
 - o Ideal
 - o JStor
 - o Sage Fulltext collections

CQ Researcher

- Go to the Miller Library web site (<http://www.cornerstone.edu/library>)
- Select **Favorite Databases > CQ Researcher**
- In the Quick Search box, enter **<global climate>**
- Select a Report to view

Issues & Controversies

- Go to the Miller Library web site (<http://www.cornerstone.edu/library>)
- Select **All Databases A-Z > Issues & Controversies**
- Enter **<global climate>** in the search box

Opposing Viewpoints

- Go to the Miller Library web site (<http://www.cornerstone.edu/library>)
- Select **Favorite Databases > Opposing Viewpoints**
- Select **<Global Warming>** from the list of topics

CSA.com

- Go to <http://www.csa.com/>
- Select **Discovery Guides**
- Select <More Topics...> under the Natural Sciences section

RefWorks and Interlibrary Loan through ILLiad

Liaison Librarian Contact Information

- Gail Atwood
 - o Gail_r_atwood@cornerstone.edu
 - o Phone ext. 1333
 - o Research Desk hours
 - Tuesdays 8:00am-11:30am
 - Tuesdays 6:00pm-9:00pm
 - o Office - upstairs in Miller Library